


Lawn & Garden Professional

Product Range 2011



HONDA

As a professional, with performance and reliability at the top of your wish list, you'll find our Professional range of lawn and garden equipment hard to beat. All feature clean and efficient 4-stroke engines, premium build and practical features to make easy work of the toughest jobs, time after time.



The **Foreman ATV range** delivers the performance and versatility you need to handle demanding jobs with ease, everywhere from the stableyard to parkland and fields.



Equipment for professionals

As the World's No.1 engine manufacturer, Honda offer a range of products to make light work of even the toughest jobs.

Contents

- 3 **Authorised Dealers**
- 4 **Professional lawnmowers**
- 5 **Grass managers**
- 7 **Tillers**
- 9 **Brushcutters**
- 11 **Handheld**
- 13 **Technical specifications**

Unrivalled quality, for peace of mind

There's a simple reason why you'll see so many old Honda products still in use. **Ours are built better to last longer.**

That's not just an idle promise. It's fact. And it's supported by the longest and most comprehensive guarantees you'll find anywhere.

Our Professional range of lawnmowers are built to handle the demands of tough daily use, an uncompromising quality that allows us to offer an industry-leading 7 Year Warranty* for domestic use, 1 year for professional.

Our tillers, brushcutters and handheld products also have 5 years warranty for domestic use – all covering both parts and labour. Our warranty maintains the same value throughout its lifetime too, meaning the last day of the cover is exactly the same as day one: solid and dependable.

With a Honda, reliability comes as standard.




*subject to an annual service



The Honda range of **generators** are designed to meet the requirement for practical, reliable power wherever it's needed.

From our compact **water pumps** to pressure and trash pumps – whatever the application, our range is easy to start, easy to operate and built to last.





Professional lawnmowers

For details of your nearest Honda dealer please call 0845 200 8000 or visit www.honda.co.uk

Featuring a high density alloy deck, heavy-gauge handlebar tubing with additional support bracket, front deck guard, handlebar cable protector, shaft drive and heavy duty gearbox, you can be sure our HRH Pro machines will meet the demanding needs of the professional user.



You deserve complete confidence that you've made the right choice, long after you've made the purchase. That's why we appoint our Honda Authorised Dealers with as much care as we build into our products.

Look for the seal of quality when you buy your Honda, or call 0845 200 8000 and we'll find the closest to you.



Sales

Our Authorised Dealers not only feature a comprehensive display of Honda products to see and touch, but they know our product range inside-out. Every one follows an extensive Honda training programme with regular refresher courses – so you can trust in their valuable advice and experience to help you choose the product that's just right for you and your needs.



Service

As well as offering the highest levels of after-sales service, our Authorised Dealers' factory-trained technicians perform a full Pre-Delivery Inspection (PDI) on every machine, and are fully equipped to keep your product in peak condition with cost-effective servicing. Of course, you can also be assured that only high quality, genuine Honda parts are used, with access to our 24hr parts delivery service for fast and efficient turnaround.



Expertise

Our Authorised Dealers are true experts in their field, often with years of first-hand experience under their belt. In fact, their knowledge and experience plays an important role in making sure that our Research and Development team is given feedback from our customers, so we can ensure that new and improved models continue to meet your future needs too.



Domestic Use



Professional Use

- 21" rotary cut lawnmower with a 163cc 4-stroke engine for power, reliability and easy starting.
- Hydrostatic drive gives smooth operation at any speed (HX model only).
- Self-propelled machine for maximum control with minimum effort.
- The Roto-stop® safety feature means you can empty the grass bag without stopping the engine.
- Choice of cutting heights so you can achieve the finish you want.
- Adjustable handlebars allow you to customise the lawnmower to suit your height.
- Large 83 litre grass bag requires less frequent emptying.
- Optional mulching kit available (HX model only)



ROTO-STOP®

When you let go of the handle, the engine continues but the blades stop – so you can leave the engine running while you empty the grass bag and self-propelled models can be driven safely across drive ways.



21" Self-propelled lawnmower

With its hydrostatic drive and heavy duty alloy deck, the HRH 536 HX is a tried and tested professional's choice for the medium sized or larger lawn. The HRH 536 QX will also put stripes into the lawn or grass area.

HRH 536 HX	Hydrostatic	Rear roller
	Roto-stop®	Roto-stop®
	Alloy deck	Alloy deck
	163cc OHV	163cc OHV
	83 litre bag	83 litre bag
HRH 536 QX (with stripe)		

*subject to following the service schedule

21" (53cm) Pro lawnmowers

Grass managers

Ideal for maintaining large areas of grass, parkland, orchards or open spaces quickly and easily.

For details of your nearest Honda dealer please call 0845 200 8000 or visit www.honda.co.uk



Domestic Use



Professional Use



21" Self-propelled grass manager

- 163cc 4-stroke engine for easy starting and assured power.
- Roto-stop® safety means you can stop the blades without stopping the engine.
- Tough frame and deck to handle any task with ease.
- 2-speed self-propelled drive for effortless mowing.

Powered by a 2-speed 163cc OHV engine, the UM 536 EBE handles rough areas quickly and reliably. The sturdy design with low centre of gravity and large diameter wheels provide great traction and stability for better control on difficult land.

Our unique Roto-stop® system also allows you to stop the blades but keep the engine running, to move obstacles or drive across loose or gravelled areas safely.

2-speed
Roto-stop®
4 cut heights
Steel deck
163cc OHV
Side discharge

UM 536 EBE

Pedal operated controls allow quick adjustment of the cutting height, directly from the driving position.



ROTO-STOP®

When you let go of the handles, the engine continues but the blades stop – so you can safely leave the engine running while you move obstructions or cross loose or gravelled areas.



24" Hydrostatic grass manager

- 163cc 4-stroke engine for easy starting and assured power.
- Roto-stop® safety means you can stop the blades without stopping the engine.
- Tough frame and deck to handle any task with ease.
- Hydrostatic drive for smooth operation at any speed.

The larger UM 616 EBE with a wide 24" cut side discharge deck covers the ground quickly and comfortably. The powerful and easy starting 4-stroke engine with hydrostatic drive gives precise ground speed control for a perfect cut at whatever speed suits you and the terrain.

Our unique Roto-stop® system also allows you to stop the blades but keep the engine running, to move obstacles or drive across loose or gravelled areas safely.



Hydrostatic
Roto-stop®
4 cut heights
Steel deck
163cc OHV
Side discharge

UM 616 EBE

*subject to following the service schedule

21" (53cm) / 24" (61cm) Grass managers



Tillers

A range of smaller Honda tillers is also available for more intricate tasks. Visit www.honda.co.uk to see the range or call **0845 200 8000** to locate your nearest dealer.

Powerful Honda 4-stroke engines coupled with heavy duty construction ensure that these machines will make light work of a wide range of horticultural tasks.



Handle swing allows you to till the earth without walking on your results!

- Durable and efficient new 163cc OHV engine with lower centre of gravity.
- Extra-wide working width of 875mm for efficient work on large plots of medium tilth.
- Single speed transmission.
- Tines supplied as standard.
- Handle mounted kill switch.
- Handles have 31° of left or right swing to avoid walking on the tilled ground.
- Revised clutch lever requires less effort with improved grip.

Large FE500 Tiller

The FE500 tiller features extra-wide tines ideal for working larger plots. This updated model now features a GX160 OHV engine for improved performance and efficiency as well as a revised clutch lever, requiring less than half the force of the previous model for extended working comfort.

Dimensions
1460mm x 925mm x 990mm



FE500

54kg
163 OHV
875mm tilling width



5 Year Warranty*
Domestic Use



1 Year Warranty
Professional Use



FF500

77kg
160cc OHC
360mm tilling width

Large FF500 Tiller

The FF500 is a stable and easy to manoeuvre machine, with a powerful and easy starting 4-stroke engine. The front tines can till to the edge of the plot leaving no patch unturned.

- Powerful 160cc OHC engine.
- Low centre of gravity for ultimate stability.
- Ergonomic adjustable handles for a comfortable and responsive feel.
- Easy to manoeuvre with differential drive.
- 2 high torque tilling gears and reverse.
- Counter-rotating tines give a more reassuring operation.
- Adjustable transport wheel.



F510

Y-loop handle
58kg
163cc OHV
660mm cut

Large F510 Tiller

For users looking for power and versatility, the F510 is the ideal machine.

The four gears and a range of optional attachments will make light work of most horticultural tasks.

- Powerful 163cc OHV engine.
- Four gears – three forward, one reverse as well as high & low ratio.
- Wide working width of 660mm (940mm with extensions) for rugged performance on medium tilth.
- Y-shaped loop handles adjust to your height for maximum comfort.
- Range of optional attachments for added versatility.
- Deadman's handle for added safety.
- Supplied with transport wheels as standard.

Large F720 Tiller

The grandest of the range, the power and wide cut of the F720 tiller will meet the hardest of tasks head-on. Front and rear hitches also allow you to fit an extensive range of attachments to get the most from this heavy duty machine.

(model shown with optional tines, not supplied)



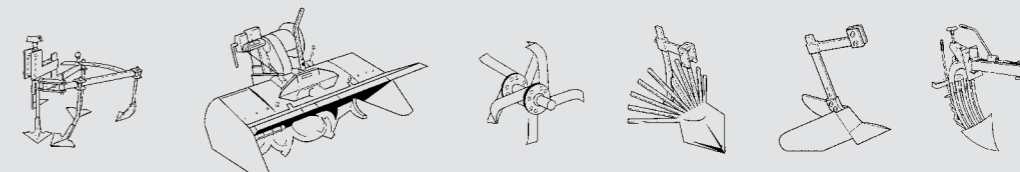
F720

Y shape handle
87kg
196cc OHV
660mm cut

- Powerful 196cc OHV engine.
- Eight gears – three forward, one reverse as well as high & low ratio.
- Wide working width of 660mm (940mm with extensions) for rugged heavy-duty jobs.
- Range of optional attachments for added versatility.
- Deadman's handle for added safety.
- Supplied with transport wheels as standard.

TILLER ATTACHMENTS

A wide range of attachments are available for our larger tillers – please ask your local Honda dealer for further information.



5.0–6.5hp Tillers

*subject to following the service schedule

LIGHTER WEIGHT
REDUCED VIBRATION
HEAVIER DUTY

The smooth power and quick response of the mini 4-stroke engine means that even heavy duty jobs can be tackled with precision. And using your brushcutter is easier and more comfortable than ever thanks to improved ergonomics and lower emissions.

Brushcutters

Great at tackling those jobs which a lawnmower can't, a Honda brushcutter allows you to work through a full 360°. The GX25 and GX35 mini 4-stroke engines are powerful, efficient, quiet and kinder to the environment yet offering superb performance.

ADVANCED TECHNOLOGY



Our latest range of handheld garden products are built around a technically advanced mini 4-stroke engine, perfectly suited to the demands of handheld product use:

- Lightweight** – one of the world's lightest 4-stroke engines at 2.78kg
- Versatile** – unique lubrication system allows the product to be used or stored through a full 360° incline
- Powerful** – the best power/weight ratio: 0.26kW/kg
- Ecological** – meets EN2006 emissions standards
- Easy to use** – low recoil effort for easy, reliable starting



For details of your nearest Honda dealer please call: 0845 200 8000 or visit www.honda.co.uk



Domestic Use



Professional Use



25cc Bent shaft trimmer

With the quiet 25cc GX25 engine, and easy-to-use D-loop handle, the great value UMS 425 LE is perfect for trimming those difficult areas of rough grass around the garden.

A nylon spool and protective goggles are included.

UMS 425 LE
D-loop handle
25cc 4-stroke
4.72kg


BRUSHCUTTER ATTACHMENTS

A Honda brushcutter is a versatile garden care tool with optional blades designed to make light work of a variety of tasks. (Application varies with model – please consult your local Honda dealer).

UMK 425 & 435



3 tooth blade



4 tooth blade

UMK 425 ONLY



Sapling blade



Hedge trimmer

25cc Brushcutters

These models feature the ultra-efficient and quiet GX25 engine, with a robust yet lightweight design to tackle undergrowth and rough grass where a lawnmower can't. The UMK 425 LE has a compact D-loop handle, while the adjustable bike-type handle of the UE model gives you greater control, flexibility and storage.

A double shoulder comfort harness, protective goggles, 3 tooth blade and nylon spool are included.



UMK 425 LE
D-loop handle
3 tooth blade incl.
25cc 4-stroke
5.2kg

UMK 425 UE
Bike-type handle
3 tooth blade incl.
25cc 4-stroke
5.43kg

35cc Brushcutters

For thicker and more demanding undergrowth, the more powerful 35cc UMK 435 offers unrivalled smooth and quiet 'go-anywhere' performance. Choose between a compact D-loop and barrier bar type handle, or the extra balance and control, flexibility and storage of the UE model with its adjustable bike-type handle.

A double shoulder comfort harness, protective goggles, 3 tooth blade and nylon spool are included.

UMK 435 LE
D-loop handle
3 tooth blade incl.
35cc 4-stroke
6.38kg

UMK 435 UE
Bike-type handle
3 tooth blade incl.
35cc 4-stroke
6.62kg



25–35cc brushcutters ideal for cutting thicker undergrowth

*subject to following the service schedule.

Handheld

For details of your nearest Honda dealer please call: 0845 200 8000 or visit www.honda.co.uk

The world's first 4-stroke handheld range delivers smooth responsive power with lower emissions, featuring industry first GX25 mini 4-stroke engines, innovative design and Honda build quality.



Domestic Use



Professional Use



Keeping the garden neat and tidy has never been easier with the first 4-stroke blower in the world.



HHB 25 E

Cruise control
25cc 4-stroke
4.7kg

25cc Blower

When fallen leaves spread across the lawn, decking or garden paths, this new Honda product helps get things in order in record time.

The blower's powerful jet of air effortlessly propels garden waste into large piles, where it can be easily picked up and consigned to the compost heap.

The light and compact HHB 25 makes clearing up a breeze, with cruise control switch, elastomer hand grip and clean, quiet performance from the easy starting GX25 4-stroke engine.

*subject to following the service schedule



EASY START
Easy starting 4-stroke engine for smooth operation and reliability.

The first 4-stroke hedgetrimmer in the world gives clean, quiet, go anywhere power with the performance and control you'd expect from a Honda.

25cc Hedgetrimmer

The Honda 4-stroke hedgetrimmers are ideal workmates when tending large gardens and parks. The HHH 25 models are equally suited to shaping or heavy trimming with ergonomic, vibration reducing controls, easy starting engines and lightweight design allowing you to work more comfortably, for longer.

They command the same power and performance as comparable 2-stroke machines, but are significantly more economical with fuel, cleaner, quieter and more environmentally friendly (and complies with the stringent EN2006 emissions standard).

The HHH25 models is available in either single or double blade options.

Why 4-stroke technology?

4-stroke technology ensures lower fuel consumption and exhaust emissions than an equivalent 2-stroke engine, as well as being significantly quieter to use – all without compromising maximum performance.



HHH 25D 75E

690mm cut
Double blade
25cc 4-stroke
6.55kg



HHH 25S 75E

690mm cut
Single blade
25cc 4-stroke
5.81kg

Professional Lawnmowers and Grass Managers

	Product reference	Rear roller (stripe)	Cutting width	Drive	Cutting heights	Grass bag capacity	Engine	Mulching system	Safety braking	Cutter deck material	Dry weight	Starter mechanism	Handle height adj.	Noise value*	Vibration (m/sec ²)
Lawnmowers	HRH 536 HX	–	21"/53cm	hydrostatic	21–76mm	83 litres	163cc OHV 4-stroke	optional	Roto-stop®	h/d alloy	60.0kg	recoil	3 positions	98 dB(A)	4.5
	HRH 536 QX	Yes	21"/53cm	self-propelled	14–52mm	83 litres	163cc OHV 4-stroke	–	Roto-stop®	h/d alloy	53.0kg	recoil	3 positions	98 dB(A)	4.
Grass Managers	UM 536 EBE	–	21"/53cm	2-speed self-propelled	15–75mm	–	163cc OHV 4-stroke	–	Roto-stop®	steel	66.0kg	recoil	–	98 dB(A)	5.3
	UM 616 EBE	–	24"/61cm	hydrostatic	15–75mm	–	163cc OHV 4-stroke	–	Roto-stop®	steel	76.0kg	recoil	–	98 dB(A)	5.0

Tillers

	Product reference	Main clutch	Side clutch	Working width	Front hitch	Rear hitch	Speeds	Engine	Handlebar shape	Handlebar swing	Handlebar height adj.	Dry weight	Dimensions L	W	H	Noise value*	Vibration (m/sec ²)
	FE500	deadman	–	875mm	–	–	1 forward	163cc OHV 4-stroke	Y-shape	31°	yes	54.0kg	1460mm	x 925mm	x 990mm	83 dB(A)	12.0
	FF500	deadman	–	550mm	–	–	2 forward	160cc OHC 4-stroke	Y-shaped loop	–	yes	77.0kg	1730mm	x 585mm	x 1045mm	79 dB(A)	5.3
	F510	deadman	yes	660mm (DM6)	–	yes	6 fwd / 2 rev	163cc OHV 4-stroke	Y-shaped loop	40°	yes	58.0kg	1585mm	x 650mm	x 865mm	85 dB(A)	18.0
	F720	deadman	yes	660mm (ACM54)	yes	yes	6 fwd / 2 rev	196cc OHV 4-stroke	Y-shaped loop	35°	yes	87.0kg	1655mm	x 655mm	x 1040mm	86 dB(A)	18.0

Brushcutters and Trimmers

	Product reference	Handle design	Engine	Fuel capacity	Oil capacity	Starter mechanism	Dry weight	Nylon head	Blade type supplied	Noise value*	Vibration (m/sec ²)
25cc	UMK 425 LE	D-loop with barrier bar	25cc mini 4-stroke	0.55 litres	0.08 litre	recoil	5.90kg	spool	3 tooth	110 dB(A)	10.0
	UMK 425 UE	Adjustable bike-type	25cc mini 4-stroke	0.55 litres	0.08 litre	recoil	6.20kg	spool	3 tooth	110 dB(A)	5.0
	UMS 425 LE	D-loop	25cc mini 4-stroke	0.55 litres	0.08 litre	recoil	5.50kg	spool	–	111 dB(A)	7.0
35cc	UMK 435 LE	D-loop with barrier bar	35cc mini 4-stroke	0.65 litres	0.10 litre	recoil	7.20kg	spool	3 tooth	111 dB(A)	8.0
	UMK 435 UE	Adjustable bike-type	35cc mini 4-stroke	0.65 litres	0.10 litre	recoil	7.50kg	spool	3 tooth	111 dB(A)	5.5

Hedgetrimmer

	Product reference	Handle type	Throttle	Total cutting width	No. of blades	Engine	Fuel capacity	Cutter guard	Continuous operation time	Dry weight	Starter mechanism	Blade speed	Noise value*	Vibration (m/sec ²)
25cc Single blade	HHH 25S 75E	fixed	2 motion/trigger	27"/690mm	20	25cc mini 4-stroke	0.40 litres	yes	46 mins (approx)	5.81kg	recoil	1373 rpm	104 dB(A)	11.6
25cc Double blade	HHH 25D 75E	90°	2 motion/trigger	27"/690mm	20	25cc mini 4-stroke	0.40 litres	yes	46 mins (approx)	6.50kg	recoil	1373 rpm	104 dB(A)	6.5

Blower

	Product reference	Handle type	Throttle	Wind velocity **	Air volume **	Engine	Fuel capacity	Fuel consumption	Continuous operation time	Dry weight	Starter mechanism	Noise value **	Vibration (m/sec ²)
25cc	HHB 25 E	soft grip	trigger	70m/sec	543m ³ /h	25cc mini 4-stroke	0.40 litres	0.43L/h	46 mins (approx)	4.7kg	recoil	104 dB(A)	7.0

Petrol-driven machinery runs on unleaded petrol *Sound pressure level in accordance with relevant standard **Actual measurements

Engine technology



Why 4-stroke technology?

All Honda Professional Lawn & Garden products from small handhelds to our biggest tillers utilise Honda 4-stroke engine technology. This ensures lower fuel consumption and exhaust emissions than an equivalent 2-stroke engine, as well as being significantly quieter to use – all without compromising maximum performance.

Features



Roto-stop® safety braking

Safety is a paramount concern in everything that Honda build. With our unique Roto-stop® feature, when you let go of the handle, the engine continues but the blades stop – so you can **leave the engine running while you empty the grass bag and self-propelled models can be driven safely across drive ways.**



Hydrostatic drive

This feature ensures that the blades turn at a constant speed, regardless of the speed at which the lawnmower is travelling. With variable forward speed control, no matter how quickly or slowly the lawnmower is moving **you always achieve the perfect cut.**



Easy start Honda engine

All of our products are powered by the legendary Honda engine. You can be assured of fine engineering resulting in **reliable starting and low maintenance.** All of our Lawn & Garden engines run on unleaded petrol.

Environmentally friendly

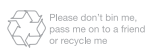
Quieter, cleaner and more efficient products are the result of Honda ecology conscious technology.



This publicity material applies to the UK only.

These specification details do not apply to any particular product which is supplied or offered for sale. The manufacturer reserve the right to vary their specification, including colours, with or without notice at such times in such manner as they think fit. Major as well as minor changes may be involved. Every effort, however, is made to ensure the accuracy of the particulars contained in this brochure. Consult the Dealer with whom your order is placed for details of the specification of any particular product. This publication shall not constitute in any circumstances whatsoever an offer by the Company to any person. All sales are made by the Distributor or Dealer concerned subject to and with the benefit of the standard Conditions of Sale and Warranty given by the Distributor or Dealer, copies of which may be obtained from him on request.

Honda (UK) - Power Equipment
470 London Road, Slough, Berkshire, SL3 8QY
Honda Contact Centre 0845 200 8000
www.honda.co.uk



The pulp used in the manufacture of this paper is from renewable timber produced on a fully sustainable basis.
The paper used in this brochure is manufactured using ECF (Elemental Chlorine Free) pulp.

A Division of Honda Motor Europe Ltd.